

THREE PHASE HALF CONTROLLED AC REGULATORS

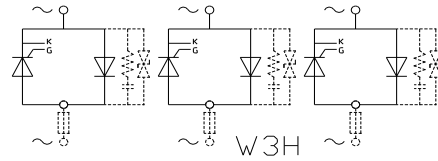
GD Rectifiers

QUALITY & SERVICE

OPTIONS
 FITTED LINE FUSES, INDICATORS, MICRO SWITCHES.
 Dv/Dt SUPPRESSION
 MOV OVER VOLTAGE SUPPRESSION
 Hi/Lo THERMAL TRIPS




WATER COOLED OPTIONS.
 HIGHER VOLTAGES
 IP20 ENCLOSED
 STANDBY FANS
 TRIGGER CIRCUITS.

CONSULT FACTORY.



ISOLATED DEVICES

DWG No	Max Output Cont Amps @ 30C	Max Output Cont Amps @ 40C	Cooling Mode	DEVICE I2T A2S *1000 @TVJ	DEVICE VRRM MAX	Height mm	Width mm	Depth mm	Weight KG
W3H 020004	20	18	NAC	1.05	1600	150	96	80	1
W3H 020004	28	25	NAC	20	1800	150	96	80	1
W3H 020006	45	41	NAC	1.05	1600	180	125	180	3.5
W3H 020006	66	60	NAC	9.1	1800	180	125	180	3.5
W3H 020006	81	74	NAC	20	1800	180	125	180	3.5
W3H 020010	100	93	NAC	20	1800	300	125	180	5.7
W3H 020008	114	105	FAC	9.1	1800	230	125	180	4.3
W3H 020014	125	115	NAC	137	1800	300	125	180	6
W3H 020008	151	140	FAC	20	1800	230	125	180	4.3
W3H 020016N	170	155	NAC	320	1800	300	125	180	8
W3H 020009	173	160	FAC	20	1800	350	125	180	6.6
W3H 020991	215	200	NAC	320	1800	400	338	140	13.5
W3H 020995	220	200	NAC	1050	1800	400	338	140	15
W3H 020012	250	230	FAC	137	1800	350	125	180	7
W3H 021020	255	240	NAC	320	1800	400	438	140	17.5
W3H 021025	270	240	NAC	1050	1800	400	438	140	20.5
W3H 021940	310	280	NAC	2800	1800	450	438	190	33
W3H 020016	315	293	FAC	245	1600	350	135	180	8
W3H 020016	345	320	FAC	304	1800	350	135	180	8
W3H 020016	363	338	FAC	320	1800	350	135	180	8
W3H 020946	440	410	FAC	320	1800	400	190	200	10.5
W3H 020873	540	500	FAC	320	1800	522	248	235	14.5
W3H 021000	610	570	FAC	320	1800	610	338	235	17.5
W3H 020946	750	680	FAC	1050	1800	522	248	235	17.5
W3H 021002	890	800	FAC	1050	1800	610	338	235	20.5
W3H 3x020956	950	880	FAC	1050	1800	500	190	230	11.5
W3H 3x020957	1125	1025	FAC	2800	1800	550	190	240	3x14
W3H 021970	1150	1075	FAC	2800	1800	700	438	225	37



CONT

THREE PHASE HALF CONTROLLED AC REGULATORS

GD Rectifiers

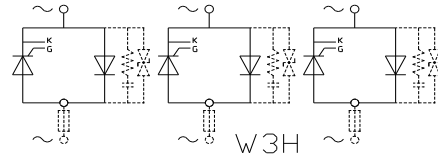
QUALITY & SERVICE

OPTIONS

FITTED LINE FUSES, INDICATORS, MICRO SWITCHES.
Dv/Dt SUPPRESSION
MOV OVER VOLTAGE SUPPRESSION
Hi/L_o THERMAL TRIPS

OIL & WATER COOLED OPTIONS.
HIGHER VOLTAGES
IP20 ENCLOSED
STANDBY FANS
TRIGGER CIRCUITS.

CONSULT FACTORY.



DISCRETE DEVICES

DWG No	Max Output Cont Amps @ 25C	Max Output Cont Amps @ 45C	Cooling Mode	DEVICE I2T A2S *1000 @TVJ	DEVICE VRRM MAX	Height mm	Width mm	Depth mm	Weight KG
Stud Devices									
W3H 020154	90	75	NAC	7.2	1400	70	530	185	5
W3H 020155	115	90	NAC	7.2	1400	150	530	185	11
W3H 020155	150	130	NAC	30	1600	150	530	220	12
W3H 020155	210	165	NAC	108	1600	150	530	220	12
W3H 020157	255	205	NAC	108	1600	150	700	250	21
W3H 020158	315	250	NAC	108	1600	300	700	250	40
Capsule Devices									
W3H 020036	170	130	NAC	444	1400	406	336	140	16
W3H 020036	180	140	NAC	1125	1600	406	336	152	16
W3H 020121	320	250	NAC	444	1400	507	408	152	27
W3H 020121	410	320	NAC	1125	1600	507	408	174	27
W3H 020660	530	440	FAC	444	1400	580	368	228	28
W3H 020660	610	500	FAC	1125	1600	580	368	228	28
W3H 020163	700	550	NAC	1125	1600	460	764	250	78
W3H 020131	740	580	NAC	4380	1600	612	560	220	68
W3H 020163	800	625	NAC	4380	1600	460	764	250	80
W3H 020680	825	690	FAC	444	1400	720	462	253	45
W3H 020164	920	735	NAC	4380	1600	690	764	250	104
W3H 020183	980	800	NAC	4380	1600	450	866	300	102
W3H 020680	1000	850	FAC	1125	1600	720	462	253	45
W3H 020184	1200	970	NAC	4380	1600	690	866	300	155
W3H 020184	1290	1040	NAC	6850	1600	690	866	300	160
W3H 020165	1400/1260*	1175	NAC	1125	1600	850	680	350	105
W3H 020184	1500	1180	NAC	20480	1200	690	866	300	165
W3H 020165	1750	1500	FAC	4380	1600	850	680	350	105
W3H 020144	1950	1640	FAC	4380	1600	730	860	350	137
W3H 020148	2100	1780	FAC	4380	1600	1140	860	350	190
W3H 020144	2200	1830	FAC	6850	1600	730	860	350	142
W3H 020148	2400	2000	FAC	6850	1600	1140	860	350	195
W3H 020144	2650	2190	FAC	20480	1200	730	860	350	147
W3H 020148	2930	2430	FAC	20480	1200	1140	860	350	200

